

HUBLI ELECTRICITY SUPPLY COMPANY LTD.

Format D-6A

Employees Costs - Additional information

SI No	Category of employee	FY-21			FY-22			FY-23			FY-24			FY-25		
		Number	Working	Cost Rs in Crores	Sanctioned	Working	Cost Rs in Crores	Sanctioned	Working	Cost Rs in Crores	Sanctioned	Working	Cost Rs in Crores	Sanctioned	Working	Cost Rs in Crores
1	Board of directors	3	3	0.60	3	3	0.66	3	3	0.73	3	3	0.81	3	3	0.89
2	Chief Engineer & equivalents	3	3	1.19	3	3	1.31	3	3	1.44	3	3	1.59	3	3	1.77
3	Superintending Engineers & equivalents	17	15	4.01	17	15	4.42	17	15	4.87	17	15	5.39	17	15	5.98
4	Executive Engineers & equivalents	64	38	16.97	64	49	18.70	66	51	20.58	66	52	22.77	66	54	25.28
5	Asst Executive Engineers & equivalents	314	249	52.68	317	235	58.06	320	232	63.91	324	230	70.71	328	225	78.51
6	Asst Engineers & equivalents	618	373	48.09	633	375	53.00	648	380	58.34	665	384	64.55	680	390	71.67
7	All other staff	15916	8888	538.97	15930	8795	593.97	15946	8715	653.83	15960	8698	723.41	15975	8668	803.22
8	Terminal Benefits			274.54			302.55			333.04			368.47			409.14
	Total	16935	9569	937.05	16967	9475	1032.67	17003	9399	1136.74	17038	9385	1257.70	17072	9358	1396.47



CONTROLLER (A&R)
HESCOM, HUBLI

HUBLI ELECTRICITY SUPPLY COMPANY LTD. OFFICE HUBLI

Administration and General Expenses

Sl. No.	Particulars	Rs. In Cr.				
		FY-21 (As per Audited Accounts)	FY-22 (Proejcted)	FY-23 (Proejcted)	FY-24 (Proejcted)	FY-25 (Proejcted)
1	Rents, Rates and Taxes	3.20	3.53	3.88	4.30	4.77
2	Security arrangements	-	-	-	-	-
3	Insurance	0.13	0.14	0.16	0.17	0.19
4	Telephone / postages Charges	1.10	1.21	1.33	1.48	1.64
5	V-sat, Internet and related charges	1.48	1.63	1.80	1.99	2.21
6	Legal charges	0.93	1.03	1.13	1.25	1.39
7	Audit Fee	0.07	0.08	0.08	0.09	0.10
8	Consultancy charges	0.31	0.34	0.38	0.42	0.46
9	Technical Fee	-	-	-	-	-
10	Other professional charges	0.27	0.30	0.33	0.36	0.40
11	Travelling expenses	-	-	-	-	-
12	Conveyance and vehicle hire charges	45.60	50.26	55.32	61.21	67.97
13	Credit Rating Fee	-	-	-	-	-
14	Amount paid to service provider for obtaining IT Related Web Services, SMS service charges and broad band charges etc.,	5.50	6.06	6.67	7.38	8.20
15	Remuneration paid to Contract Agencies engaged in Computerisation Activity	83.96	92.54	101.88	112.71	125.15
16	Substation Maintenance	-	-	-	-	-
	Sub-total	142.55	157.42	172.96	191.36	212.48
17	Other expenses	-	-	-	-	-
a	Fees & subscription	2.02	2.23	2.45	2.71	3.01
b	Books & periodicals	0.00	0.01	0.01	0.01	0.01
c	Computer Stationary	0.24	0.26	0.29	0.32	0.36
d	Printing & Stationery	0.96	1.06	1.16	1.29	1.43
e	Advertisements	0.58	0.64	0.70	0.78	0.86
f	Contribution/Donations	0.45	0.50	0.55	0.60	0.67
g	Electricity charges	2.25	2.48	2.73	3.02	3.35
h	Water charges	0.43	0.47	0.52	0.58	0.64
i	Entertainment	0.02	0.02	0.02	0.03	0.03
j	Shared Expenses & Statutory Payments	-	-	-	-	-
k	Miscellaneous	1.15	1.27	1.40	1.54	1.71
l	Secret Service Grants	-	-	-	-	-
m	DSM Expenses	0.17	0.18	0.20	0.21	0.22
	Sub-total	8.27	9.11	10.03	11.09	12.30
18	Freight	1.52	1.68	1.84	2.04	2.27
19	Licence & ERC Filing Fee	-	-	-	-	-
20	Other purchase related expenses	-	-	-	-	-
	Sub-total	1.52	1.68	1.84	2.04	2.27
	TOTAL	152.34	167.91	184.83	204.49	227.05
21	Consumer Relations/Consumer Education	0.14	0.50	0.50	0.50	0.50
	GRAND TOTAL	152.48	168.41	185.33	204.99	227.55



HUBLI ELECTRICITY SUPPLY COMPANY LTD.

Administration and General Expenses

(Distribution Business)
Rs. In Cr.

Sl. No.	Particulars	FY-21 (As per Audited Accounts)	FY-22 (Proejcted)	FY-23 (Proejcted)	FY-24 (Proejcted)	FY-25 (Proejcted)
1	Rents, Rates and Taxes	2.02	2.22	2.45	2.71	3.00
2	Security arrangements	-	-	-	-	-
3	Insurance	0.08	0.09	0.10	0.11	0.12
4	Telephone / postages Charges	0.69	0.76	0.84	0.93	1.03
5	V-sat. Internet and related charges	0.93	1.03	1.13	1.25	1.39
6	Legal charges	0.59	0.65	0.71	0.79	0.87
7	Audit Fee	0.04	0.05	0.05	0.06	0.07
8	Consultancy charges	0.20	0.22	0.24	0.26	0.29
9	Technical Fee	-	-	-	-	-
10	Other professional charges	0.17	0.19	0.21	0.23	0.25
11	Travelling expenses	-	-	-	-	-
12	Conveyance and vehicle hire charges	28.73	31.66	34.85	38.56	42.82
13	Credit Rating Fee	-	-	-	-	-
14	Amount paid to service provider for obtaining IT Related Web Services, SMS service charges and broad band charges etc.,	3.47	3.82	4.20	4.65	5.16
15	Remuneration paid to GVPs	52.89	58.30	64.18	71.01	78.85
16	Substation Maintenance	-	-	-	-	-
	Sub-total	89.81	98.99	108.96	120.56	133.85
17	Other expenses	-	-	-	-	-
a	Fees & subscription	1.27	1.40	1.54	1.71	1.90
b	Books & periodicals	-	-	-	-	-
c	Computer Stationary	0.15	0.17	0.18	0.20	0.23
d	Printing & Stationery	0.60	0.67	0.73	0.81	0.90
e	Advertisements	0.37	0.40	0.44	0.49	0.54
f	Contribution/Donations	0.28	0.31	0.34	0.38	0.42
g	Electricity charges	1.42	1.56	1.72	1.90	2.11
h	Water charges	0.27	0.30	0.33	0.36	0.40
i	Entertainment	0.01	0.01	0.02	0.02	0.02
j	Shared Expenses & Statutory Payments	-	-	-	-	-
k	Miscellaneous	0.72	0.80	0.88	0.97	1.08
l	Secret Service Grants	-	-	-	-	-
m	DSM Expenses	0.11	0.11	0.12	0.13	0.14
	Sub-total	5.20	5.73	6.30	6.97	7.74
18	Freight	0.96	1.06	1.16	1.29	1.43
19	Licence & ERC Filing Fee	-	-	-	-	-
20	Other purchase related expenses	-	-	-	-	-
	Sub-total	0.96	1.06	1.16	1.29	1.43
	Total	95.97	105.78	116.42	128.82	143.02
	Consumer Relations/Consumer Education	0.09	0.32	0.32	0.32	0.32
	GRAND TOTAL	96.06	106.10	116.74	129.14	143.34




CONTROLLER (A&R)
HESCOM. HUBLI.

HUBLI ELECTRICITY SUPPLY COMPANY LTD.

(Retail Supply Business)
Rs. In Cr.

Administration and General Expenses

Sl. No.	Particulars	FY-21 (As per Audited Accounts)	FY-22 (Proejcted)	FY-23 (Proejcted)	FY-24 (Proejcted)	FY-25 (Proejcted)
1	Rents, Rates and Taxes	1.18	1.31	1.43	1.59	1.77
2	Security arrangements	-	-	-	-	-
3	Insurance	0.05	0.05	0.06	0.06	0.07
4	Telephone / postages Charges	0.41	0.45	0.49	0.55	0.61
5	V-sat, internet and related charges	0.55	0.60	0.67	0.74	0.82
6	Legal charges	0.34	0.38	0.42	0.46	0.52
7	Audit Fee	0.03	0.03	0.03	0.03	0.03
8	Consultancy charges	0.11	0.12	0.14	0.16	0.17
9	Technical Fee	-	-	-	-	-
10	Other professional charges	0.10	0.11	0.12	0.13	0.15
11	Travelling expenses	-	-	-	-	-
12	Conveyance and vehicle hire charges	16.87	18.60	20.47	22.65	25.15
13	Credit Rating Fee	-	-	-	-	-
14	Amount paid to service provider for obtaining IT Related Web Services, SMS service charges and broad band charges etc.,	2.03	2.24	2.47	2.73	3.04
15	Remuneration paid to GVPs	31.07	34.24	37.70	41.70	46.30
16	Substation Maintenance	-	-	-	-	-
	Sub-total	52.74	58.13	64.00	70.80	78.63
17	Other expenses	-	-	-	-	-
a	Fees & subscription	0.75	0.83	0.91	1.00	1.11
b	Books & periodicals	0.00	0.01	0.01	0.01	0.01
c	Computer Stationary	0.09	0.09	0.11	0.12	0.13
d	Printing & Stationery	0.36	0.39	0.43	0.48	0.53
e	Advertisements	0.21	0.24	0.26	0.29	0.32
f	Contribution/Donations	0.17	0.19	0.21	0.22	0.25
g	Electricity charges	0.83	0.92	1.01	1.12	1.24
h	Water charges	0.16	0.17	0.19	0.22	0.24
i	Entertainment	0.01	0.01	0.00	0.01	0.01
j	Shared Expenses & Statutory Payments	-	-	-	-	-
k	Miscellaneous	0.43	0.47	0.52	0.57	0.63
l	Secret Service Grants	-	-	-	-	-
m	DSM Expenses	0.06	0.07	0.08	0.08	0.08
	Sub-total	3.07	3.38	3.73	4.12	4.56
18	Freight	0.56	0.62	0.68	0.75	0.84
19	Licence & ERC Filing Fee	-	-	-	-	-
20	Other purchase related expenses	-	-	-	-	-
	Sub-total	0.56	0.62	0.68	0.75	0.84
	Total	56.37	62.12	68.41	75.67	84.02
	Consumer Relations/Consumer Education	0.05	0.18	0.18	0.18	0.18
	GRAND TOTAL	56.42	62.30	68.59	75.85	84.20



285

CONTROLLER (A&R)
HESCOM. HUBLI.

HESCOM, HUBLI
CONTROLLER (A&R)

HUBLI ELECTRICITY SUPPLY COMPANY LTD.

Format-D8

Depreciation

Rs. In Cr.

Sl. No.	Particulars	FY-21 (As per audited A/c)				FY-22 (projected)				FY-23 (projected)				FY-24 (projected)			
		Balance of written down cost of assets at the beginning of the year	Depreciation provided for the year	Withdrawal of depreciation	Balance of accumulated depreciation at the end of the year	Depreciation provided for the year	Withdrawal of depreciation	Balance of accumulated depreciation at the end of the year	Depreciation provided for the year	Withdrawal of depreciation	Balance of accumulated depreciation at the end of the year	Depreciation provided for the year	Withdrawal of depreciation	Balance of accumulated depreciation at the end of the year	Depreciation provided for the year	Withdrawal of depreciation	Balance of accumulated depreciation at the end of the year
1	Land and rights	0.00	0.00	0.00	0.00	-	-	0.00	-	-	0.00	-	-	-	-	0.00	
2	Buildings	36.81	5.22	-	42.03	5.70	2.52	45.21	5.71	2.71	53.63	5.77	3.22	57.77	3.22	62.62	
3	Hydraulic Works	2.05	0.29	-	2.34	0.33	0.14	2.53	0.35	0.15	2.73	0.38	0.16	3.08	0.16	2.94	
4	Other Civil Works	1.25	0.20	-	1.45	0.23	0.09	1.60	0.23	0.10	1.74	0.24	0.10	1.98	0.10	1.87	
5	Plant & Machinery	302.93	69.55	41.83	330.65	70.64	19.84	381.45	75.85	22.89	434.41	82.42	26.06	490.76	26.06	490.76	
6	Lines, Cables, Networks	1,108.85	174.39	55.99	1,227.25	371.90	73.64	1,525.51	385.23	91.53	1,819.21	404.08	109.15	2,114.14	109.15	2,114.14	
7	Vehicles	5.44	0.28	0.05	5.67	0.86	0.34	6.19	0.83	0.37	6.65	0.79	0.40	7.04	0.40	7.04	
8	Furniture Fixtures	3.58	0.42	0.08	3.92	0.51	0.24	4.20	0.50	0.25	4.44	0.49	0.27	4.66	0.27	4.66	
9	Office Equipments	1.24	0.12	0.20	1.16	0.48	0.07	1.57	0.82	0.09	2.30	1.21	0.14	3.37	0.14	3.37	
10	Intangible Assets-software		3.62		3.62	3.62		7.24	3.62		10.86	3.62		14.48		14.48	
	TOTAL	1,462.15	254.09	98.15	1,618.09	454.29	96.87	1,975.51	473.13	118.10	2,335.97	498.99	139.51	2,701.89	139.51	2,701.89	
	assets (DCW & grants)		108.28		less	127.04			142.80			160.50					
	NET Depreciation		254.09			327.24			330.34			338.49					



CONTROLLER (A&R)
HESCOM, HUBLI

Depreciation

Distribution Business

Retail Business

Sl. No.	Particulars	FY-25 (projected)			FY-21 (Actual)	FY-22 (Projected)	FY-23 (Projected)	FY-24 (Projected)	FY-25 (Projected)	FY-21 (Actual)	FY-22 (Projected)	FY-23 (Projected)	FY-24 (Projected)	FY-25 (Projected)	FY-23 (Projected)	FY-24 (Projected)	FY-25 (Projected)
		Depreciation provided for the year	Withdrawal of depreciation	Balance of accumulated depreciation at the end of the year													
1	Land and rights	-	-	0.00	0.00	-	-	-	0.00	-	-	-	-	-	-	-	-
2	Buildings	5.85	3.76	72.23	4.59	4.79	4.79	4.85	4.92	4.92	4.91	4.91	4.91	0.91	0.92	0.92	0.94
3	Hydraulic Works	0.40	0.18	3.17	0.26	0.30	0.30	0.32	0.34	0.34	0.34	0.34	0.34	0.05	0.06	0.06	0.06
4	Other Civil Works	0.24	0.11	1.99	0.18	0.20	0.20	0.20	0.20	0.20	0.20	0.20	0.20	0.04	0.04	0.04	0.04
5	Plant & Machinery	89.19	29.45	550.51	61.20	59.34	63.71	69.23	74.92	74.92	8.35	8.35	11.30	11.30	12.14	13.19	14.27
6	Lines, Cables, Networks	424.08	126.85	2,411.37	153.46	312.40	323.59	339.43	356.22	356.22	20.93	20.93	59.50	59.50	61.64	64.65	67.85
7	Vehicles	0.76	0.42	7.38	0.25	0.73	0.69	0.67	0.64	0.64	0.03	0.03	0.14	0.14	0.13	0.13	0.12
8	Furniture Fixtures	0.48	0.28	4.86	0.37	0.43	0.42	0.41	0.40	0.40	0.05	0.05	0.08	0.08	0.08	0.08	0.08
9	Office Equipments	1.60	0.20	4.77	0.11	0.40	0.69	1.02	1.34	1.34	0.01	0.01	0.08	0.08	0.13	0.19	0.26
10	Intangible Assets-software	3.62		18.10	3.19	3.04	3.04	3.04	3.04	3.04	0.43	0.43	0.58	0.58	0.58	0.58	0.58
	TOTAL	526.22	161.24	3,074.38	223.60	381.60	397.43	419.15	442.03	30.49	72.69	75.70	79.84	84.20	84.20	84.20	84.20
	assets (DCW & grants)	180.40			95.29	111.80	125.66	134.82	151.54	12.99	15.25	17.14	25.68	28.86	25.68	25.68	28.86
	NET Depreciation	345.82			223.60	269.80	271.77	284.33	290.49	30.49	57.44	58.57	54.16	55.33	54.16	54.16	55.33

Rs. In Cr.



CONTROLLER (A&R)
HESCOM, HUBLI.

257

HUBLI ELECTRICITY SUPPLY COMPANY LIMITED

B) DETAILS OF LOAN BALANCES for 2020-21

Format-D9

Amt In Crs

Sl. No.	Name of the Lender	Purpose	Opening Balance as 01.04.2020	Loan Drawn During 2020-21	Loan Repaid During 2020-21	Interest paid during 2020-21	Closing Balance as per Ledger
Capex Loan of HESCOM for the FY 2020-21							
1	REC-Station	Asset/capex Works	10.57	1.13	6.62	1.03	5.07
2	RGVY Scheme	Asset/capex Works	4.66	0.12	2.26	0.48	2.53
3	ACSR Coyote Conductor	Asset/capex Works	17.18	0.49	4.29	1.77	13.37
4	DTC Metering	Asset/capex Works	69.67	1.97	7.74	7.41	63.90
5	Additional DTC (Hescom Area)	Asset/capex Works	38.31	1.09	4.26	4.07	35.14
6	IP Set	Asset/capex Works	13.68	1.22	14.54	0.93	0.36
7	RLMS (A/c.No. 0030350000574)	Asset/capex Works	9.45	0.27	9.53	0.60	0.19
8	REC NJY I	Asset/capex Works	78.94	2.23	13.16	8.47	68.01
9	REC NJY II	Asset/capex Works	76.49	2.16	10.90	8.21	67.75
10	REC NJY III (Scheme code:8148 to 8151)	Asset/capex Works	120.80	3.41	12.08	13.20	112.13
11	11 KV Station Link Line & Reconductoring scheme	Asset/capex Works	108.44	3.97	15.56	11.79	96.85
12	BJ/KJ	Asset/capex Works	10.76	0.30	1.34	1.15	9.71
13	UNIP	Asset/capex Works	626.57	40.46	43.46	69.79	623.57
14	UG CABLE HUBBALLI Scheme Code no:8105-	Asset/capex Works	150.57	6.41	16.73	16.79	140.25
15	UG CABLE BELGAVI Scheme Code no:8106-	Asset/capex Works	315.56	16.80	35.08	35.21	297.28
16	REC THERMOGRAPHY (9138)	Asset/capex Works	9.50	0.26	0.00	1.04	9.76
17	REC NUMERICAL RELAYS IP SETS (13131)	Asset/capex Works	9.39	0.26	0.00	1.05	9.65
18	REC STATIC METER	Asset/capex Works	118.12	54.81	0.00	17.67	172.93
19	REC GANGA KALYANA IP SETS 2016-17 (13618)	Asset/capex Works	70.74	1.96	0.00	7.47	72.70
20	REC GANGA KALYANA IP SETS 2017-18 (13620)	Asset/capex Works	16.04	0.45	0.00	1.78	16.49
21	REC 33/11KV Sub Station and Constructions Athani,Raibag,Bagalkot, Dharwad Rural	Asset/capex Works	132.84	3.59	0.00	14.24	136.43
22	REC DDUGYI	Asset/capex Works	67.78	3.34	0.00	7.83	71.12
23	REC PMREA	Asset/capex Works	34.47	3.00	2.35	3.73	35.12
24	PFC IPDS	Capex Work	84.80	8.33	6.71	10.09	86.41
25	PFC BLC Long Term Loan PFC 100 Cr A/c No:32624001	Capex Work	149.29	14.16	11.26	17.59	152.18
26	PFC BLC Long Term Loan PFC 200 Cr A/c No:32624002	Capex Work	41.89	0.00	0.00	0.00	41.89
27	PFC(R-APDRP Part A)	R-APDRP	10.12	0.00	0.00	0.00	10.12
28	PFC(R-APDRP Part B)	R-APDRP	27.13	0.00	0.00	1.57	28.70
29	Rs. 100 Crores Canara Bank A/C NO:5707	Capex Work	91.44	0.00	17.16	9.77	74.28
30	Rs. 200 Crores Canara Bank A/C NO:5739	Capex Work	1.67	0.00	0.37	0.53	1.30
31	PMGY Scheme	PMGY works	20.97	0.00	5.44	2.41	15.53
32	GOK APDRP SCHEME (REC)	APDRP Work	0.00	0.00	0.00	0.00	0.00
33	KPTCL (APDRP counter part funding)	APDRP Work	0.00	0.00	0.00	0.00	0.00
Capex Loan Total			2597.51	173.83	249.68	287.57	2521.67
HESCOM for the FY 2020-21							
34	REC MTL 100 Cr A/C No: 46113218 dt:26.09.2017	Power Purchase	16.67	0.00	16.67	0.58	0.00
35	REC MTL 100 Cr A/C No: 46113329 dt:25.10.2017	Power Purchase	19.44	0.00	19.44	0.74	0.00
36	REC -Medium Term Loan 100 Cr Scheme Code 4613447/30-12-2017	Power Purchase	25.00	0.00	25.00	1.13	0.00
37	REC MTL Rs.75 Cr A/C No: 4613722	Power Purchase	25.00	0.00	25.00	1.41	0.00
38	REC STL Rs.150 Crs. 42815128	Power Purchase	25.00	0.00	25.00	0.51	0.00



CONTROLLER (A&R)
HESCOM, HUBLI.

288

Sl. No.	Name of the Lender	Purpose	Opening Balance as 01.04.2020	Loan Drawn During 2020-21	Loan Repaid During 2020-21	Interest paid during 2020-21	Closing Balance as per Ledger
39	REC MTL Rs.150 Cr A/C No: 46115472/30.09.2019	Power Purchase	125.00	0.00	50.00	13.52	75.00
40	REC STL Rs.150 Crs. 42815848	Power Purchase	150.00	0.00	150.00	10.27	0.00
41	REC MTL Rs.150 Cr A/C No:46115847	Power Purchase	150.00	0.00	50.00	17.05	100.00
42	REC MTL 100 Cr A/C No: 46113218 dt:26.09.2017 moratorium period 4615001257	Power Purchase	0.00	5.83	5.83	0.33	0.00
43	REC MTL 100 Cr A/C No: 46113329 dt:25.10.2017 moratorium period 4615001259	Power Purchase	0.00	5.88	5.88	0.38	0.00
44	REC -Medium Term Loan 100 Cr Scheme Code 4613447/30-12-2017 moratorium period 4615001262	Power Purchase	0.00	5.97	5.97	0.50	0.00
45	REC MTL Rs.75 Cr A/C No: 4613722 moratorium period 4615001271	Power Purchase	0.00	4.58	0.00	0.42	4.58
46	REC MTL Rs.150 Cr A/C No: 46115472/30.09.2019 moratorium period 4615001341	Power Purchase	0.00	11.06	0.00	1.16	11.06
47	REC MTL Rs.12.06 Cr A/C No:46115847 moratorium period 4615001358	Power Purchase	0.00	12.06	0.00	1.28	12.06
48	REC STL Rs.150 Crs. 42815128 moratorium period 4615001317	Power Purchase	0.00	25.51	25.51	1.02	0.00
49	REC STL Rs.27.38 Crs. 42815848 moratorium period 4615001359	Power Purchase	0.00	27.39	0.00	2.65	27.39
50	REC -Medium Term Loan 6.90 Cr MARCH-2017 Sh No:46113722) 28.03.2018 (4616002372) 31.08.2020 II nd mrt	Power Purchase	0.00	6.90	0.00	0.44	6.90
51	REC -Medium Term Loan 8.78 Cr Released as on 27.09.2017 (AC/NO:46113218) (4616002245) 31.08.2020 II nd mrt	Power Purchase	0.00	8.78	8.78	0.49	0.00
52	REC -Medium Term Loan 8.85 Cr Scheme Code 46113329/25.10.2017 (4616002282) 31.08.2020 II nd mrt	Power Purchase	0.00	8.85	5.90	0.54	2.95
53	REC -Medium Term Loan 8.99 Cr Scheme Code 4613447/30-12-2017 (4616002321) 31.08.2020 II nd mrt	Power Purchase	0.00	8.99	0.00	0.58	8.99
54	REC -Medium Term Loan 16.72Cr 46115472 (4616002767) 31.08.2020 II nd mrt	Power Purchase	0.00	16.72	0.00	1.21	16.72
55	REC -Medium Term Loan 17.57Cr -46115847 (4616002803) 31.08.2020 II nd mrt	Power Purchase	0.00	17.57	0.00	1.30	17.57
56	REC -Short Term Loan 42.22Cr -46115848 (4616002804) 31.08.2020 II nd mrt	Power Purchase	0.00	42.22	0.00	2.51	42.22
57	REC -Short Term Loan 26.28Cr Scheme Code 42815128/16.05.2019 (4286002707) 31.08.2020 II nd mrt	Power Purchase	0.00	26.28	26.28	0.33	0.00
58	PFC Long Term Loan PFC 416 Cr A/c No:32624008	Power Purchase	311.85	72.43	138.60	34.46	245.68
59	SBI MTL 90 Cr 38435849539	Power Purchase	64.20	0.00	32.89	3.64	31.31
60	SBI STL 100 CR (38368109588)	Power Purchase	99.99	0.00	99.99	5.60	0.00
61	SBI STL 15 CR (0)/29.02.2020	Power Purchase	14.85	0.00	14.85	1.16	0.00
62	SBI STL 115 CR	Power Purchase	0.00	115.00	115.00	0.58	0.00
63	SBI STL 3.22 CR (3960825398)	Power Purchase	0.00	3.23	3.23	0.02	0.00
64	SBI STL 4.62 CR (39604052218)	Power Purchase	0.00	4.62	4.62	0.04	0.00
65	SBI STL 150 CR (39626338010)	Power Purchase	0.00	150.00	0.00	9.89	150.00
66	SBI MTL 100 Cr (39863798098)	Power Purchase	0.00	100.00	8.34	2.23	91.66



CONTROLLER (A&R)
HESCOM, HUBLI

Sl. No.	Name of the Lender	Purpose	Opening Balance as 01.04.2020	Loan Drawn During 2020-21	Loan Repaid During 2020-21	Interest paid during 2020-21	Closing Balance as per Ledger
67	Rs.90 Crore Canara Bank STL A/c No:5004	Power Purchase	90.00	0.00	29.37	5.81	60.63
68	KREDEL 20.02.2019 STL	Power Purchase	210.00	0.00	0.00	20.45	210.00
69	GOK LOAN FOR POWER PURCHASE	Power Purchase	1500.00	0.00	0.00	0.00	1500.00
70	GOK LOAN FOR POWER PURCHASE	Power Purchase	400.00	0.00	0.00	0.00	400.00
71	SBI LTL 500 Cr COVID Loan(39835563603)	Power Purchase	0.00	500.00	0.00	9.60	500.00
72	Rs500 Crore Canara Bank LTL A/c No:5005 Covid Loan	Power Purchase	0.00	500.00	0.00	10.44	500.00
73	Bank Of India 1000 Cr LTL 844965410000074 Covid Loan	Power Purchase	0.00	1000.00	0.00	19.07	1000.00
74	Punjab National Bank 500 Cr LTL 2273001C00002550 Covid Loan	Power Purchase	0.00	500.00	0.00	7.58	500.00
75	Punjab National Bank 175 Cr LTL 2273001C00002569 Covid Loan	Power Purchase	0.00	175.00	0.00	5.52	175.00
76	Over Draft from SBI/SBM/SYB	WORKING CAPITAL	160.00	0.00	0.00	10.44	160.00
Non Capex Loan (working capital) Total			3387.01	3354.85	892.15	206.90	5849.71
Grand Total			5984.52	3528.68	1141.82	494.47	8371.38

ABSTRACT	Opening Balance as on 01.04.2020	Loan Drawn During 2020-21	Loan Repaid During 2020-21	Interest paid during 2020-21	Closing Balance as per Ledger
Long Term Loan	4,497.51	2,848.83	249.69	339.78	7,096.66
Short Term Loan	749.84	394.24	493.84	71.28	650.24
Medium Term Loan	737.17	285.61	398.29	83.41	624.48
Grand Total	5,984.52	3,528.68	1,141.82	494.47	8,371.38


Other Interest & Finance Charges

Head of Account	Particulars	Rs. In Crs
78.867	Other charges for raising finance	2.71
78.868	Guarantee Commission Government	8.36
78.880	Other Charges	0.02
78.881	Bank Charges for remittances between Corporations Offices	0.27
78.882	Bank Commission for collection from consumers	0.28
78.883	Other Bank Charges	1.18
TOTAL		12.82



CONTROLLER (A&R)
HESCOM, HUBLI

Sl. No.	Particulars	Loan Term	Name Of Financial Institution	Purpose	Mode of Payment	ROI	2021-22			CB
							OB.01.04.2021	Receipt	Repayment	
	REC MTL 100 Cr A/C No. 46113218 dt:26.09.2017 moratorium period 4615001257		REC	Power Purchase	I=Mly P=Qly (48),		0.00	0.00	0.00	0.00
	REC MTL 100 Cr A/C No. 46113329 dt:25.10.2017 moratorium period 4615001259		REC	Power Purchase	I=Mly P=Qly (48),		0.00	0.00	0.00	0.00
	REC -Medium Term Loan 100 Cr Scheme Code 4613447/30-12-2017 moratorium period 4615001262		REC	Power Purchase	I=Mly P=Qly (48),		0.00	0.00	0.00	0.00
	REC MTL Rs.75 Cr A/C No. 4613722 moratorium period 4615001271		REC	Power Purchase	I=Mly P=Qly (48),		4.58	0.00	4.58	0.44
	REC MTL Rs.150 Cr A/C No. 46115472/30.09.2019 moratorium period 4615001341		REC	Power Purchase	I=Mly P=Qly (48),		11.06	0.00	11.06	1.05
	REC MTL Rs.12.06 Cr A/C No.46115847 moratorium period 4615001358		REC	Power Purchase	I=Mly P=Qly (48),		12.06	0.00	12.06	1.15
	REC STL Rs.150 Crs. 42815128 moratorium period 4615001317		REC	Power Purchase	I=Mly P=Qly (48),		0.00	0.00	0.00	0.00
	REC STL Rs.27.38 Crs. 42815848 moratorium period 4615001359		REC	Power Purchase	I=Mly P=Qly (48),		27.39	0.00	27.39	2.60
	REC -Medium Term Loan 6.90 Cr MARCH-2017 Sh No:46113722) 28.03.2018 (4616002372) 31.08.2020 II nd mrt		REC	Power Purchase	I=Mly P=Qly (48),		6.90	0.00	6.90	0.66
	REC -Medium Term Loan 8.78 Cr Released as on 27.09.2017 (AC/NO:46113218) (4616002245) 31.08.2020 II nd mrt		REC	Power Purchase	I=Mly P=Qly (48),		0.00	0.00	0.00	0.00
	REC -Medium Term Loan 8.85 Cr Scheme Code 46113329/25.10.2017 (4616002282) 31.08.2020 II nd mrt		REC	Power Purchase	I=Mly P=Qly (48),		2.95	0.00	2.95	0.28
	REC -Medium Term Loan 8.99 Cr Scheme Code 4613447/30-12-2017 (4616002321) 31.08.2020 II nd mrt		REC	Power Purchase	I=Mly P=Qly (48),		8.99	0.00	8.99	0.85
	REC -Medium Term Loan 16.72Cr 46115472 (4616002767) 31.08.2020 II nd mrt		REC	Power Purchase	I=Mly P=Qly (48),		16.72	0.00	16.72	1.59
	REC -Medium Term Loan 17.57Cr -46115847 (4616002803) 31.08.2020 II nd mrt		REC	Power Purchase	I=Mly P=Qly (48),		17.57	0.00	17.57	1.67
	REC -Short Term Loan 42.22Cr -46115848 (4616002804) 31.08.2020 II nd mrt		REC	Power Purchase	I=Mly P=Qly (48),		42.22	0.00	42.22	4.01
	REC -Short Term Loan 26.28Cr Scheme Code 42815128/16.05.2019		REC	Power Purchase	I=Mlv P=Qlv (48),		0.00	0.00	0.00	0.00
	PFC Long Term Loan PFC 416 Cr A/c No:32624008		PFC	Power Purchase	I=Mlv P=Qlv (48),		245.68	0.00	138.60	23.34
	SBI MTL 90 Cr 38435849539		SBI	Power Purchase	I=Mlv P=Qlv (48),		31.31	0.00	31.31	2.97
	SBI STL 100 CR (38368109588)		SBI	Power Purchase	I=Mlv P=Qlv (48),		0.00	0.00	0.00	0.00
	SBI STL 15 CR (0/29.02.2020)		SBI	Power Purchase	I=Mlv P=Qlv (48),		0.00	0.00	0.00	0.00
	SBI STL 115 CR		SBI	Power Purchase	I=Mlv P=Qlv (48),		0.00	0.00	0.00	0.00
	SBI STL 3.22 CR (3960825398)		SBI	Power Purchase	I=Mlv P=Qlv (48),		0.00	0.00	0.00	0.00
	SBI STL 4.62 CR (39604052218)		SBI	Power Purchase	I=Mlv P=Qlv (48),		150.00	0.00	150.00	14.25
	SBI MTL 100 CR (39626338010)		SBI	Power Purchase	I=Mlv P=Qlv (48),		91.66	0.00	33.36	8.71
	Rs.90.Crore Canara Bank STL A/c No:5004		CANARA	Power Purchase	I=Mlv P=Qlv (48),		60.63	0.00	60.63	5.76
	KREDL 20.02.2019 STL		KREDL	Power Purchase	I=Mlv P=Qlv (48),		210.00	0.00	175.00	19.95
	GOK LOAN FOR POWER PURCHASE		GOK	Power Purchase	I=Mlv P=Qlv (48),		1500.00	0.00	150.00	0.00
	GOK LOAN FOR POWER PURCHASE		GOK	Power Purchase	I=Mlv P=Qlv (48),		400.00	0.00	40.00	0.00
	SBI STL 500 Cr COVID Loan(39835363603)		SBI	Power Purchase	I=Mlv P=Qlv (48),		500.00	0.00	0.00	38.50
	Rs500 Crore Canara Bank LTL A/c No:5005 Covid Loan		CANARA	Power Purchase	I=Mlv P=Qlv (48),		500.00	0.00	0.00	37.00
	Bank Of India 1000 Cr LTL 844965410000074 Covid Loan		BOI	Power Purchase	I=Mlv P=Qlv (48),		1000.00	0.00	0.00	77.00
	Punjab National Bank 500 Cr LTL 2273001C00002550 Covid Loan		PNB	Power Purchase	I=Mlv P=Qlv (48),		500.00	0.00	0.00	38.50
32	Punjab National Bank 175 Cr LTL 2273001C00002569 Covid Loan		PNB	Power Purchase	I=Mlv P=Qlv (48),	11.40	175.00	0.00	175.00	13.47
V	ODCC (Working Capital)		SBI&CARA	Power Purchase	I=Mlv P=Qlv (48),	11.35	160.00	0.00	0.00	15.20
	Power Purchase Total						5849.71	0.00	1029.35	325.57
	Grand Total						8371.38	518.92	1253.96	606.52
										4820.36
										7636.34



CONTROLLER (A&R)
HESCOM, HUBLI.


HUBLI ELECTRICITY SUPPLY COMPANY LIMITED
Institutionwise Debt Servicing (D9 Format) FY 21-22 to FY 24-25

Sl. No.	Particulars	Loan Term	Name Of Financial Institution	Purpose	Mode of Payment	ROI	2022-23			CB 31.03.2023
							OB 01.04.2022	Receipt	Repayment	
1	REC-Station	Loan Term	REC	Asset/capex Works	P=Yly (10), I=Qly	9.50	0.00	0	0.00	0.00
2	RGVY Scheme	Loan Term	REC	Asset/capex Works	P=Yly (10), I=Qly	9.50	0.27	0	0.27	0.03
3	ACSR Coyote Conductor	Loan Term	REC	Asset/capex Works	P=Yly (10), I=Qly	9.50	9.08	0.00	4.29	0.91
4	DTC Metering	Loan Term	REC	Asset/capex Works	P=Yly (10), I=Qly	9.50	56.16	0.00	7.74	5.62
5	Additional DTC (Hescrom Area)	Loan Term	REC	Asset/capex Works	P=Yly (10), I=Qly	9.50	30.88	66.98	4.26	11.09
6	IP Set	Loan Term	REC	Asset/capex Works	P=Yly (10), I=Qly	9.50	0.00	0.00	0.00	0.00
7	RLMS (A/c.No. 0030350000574)	Loan Term	REC	Asset/capex Works	P=Yly (10), I=Qly	9.50	0.00	0.00	0.00	0.00
8	REC NJY I	Loan Term	REC	Asset/capex Works	P=Yly (10), I=Qly	9.50	54.85	0.00	13.16	5.49
9	REC NJY II	Loan Term	REC	Asset/capex Works	P=Yly (10), I=Qly	9.50	56.86	0.00	10.90	5.69
10	REC NJY III (Scheme code: 8148 to 8151)	Loan Term	REC	Asset/capex Works	P=Yly (10), I=Qly	9.50	100.05	0.00	12.08	10.00
11	11 KV Station Link Line & Reconductoring scheme	Loan Term	REC	Asset/capex Works	P=Yly (10), I=Qly	9.50	153.12	144.00	15.56	27.31
12	B/KJ	Loan Term	REC	Asset/capex Works	P=Yly (10), I=Qly	9.50	8.36	0.00	1.34	0.84
13	UNIP	Loan Term	REC	Asset/capex Works	P=Yly (10), I=Qly	9.50	846.51	252.00	43.46	107.65
14	UG CABLE HUBBALLI Scheme Code no:8105-	Loan Term	REC	Asset/capex Works	P=Yly (10), I=Qly	9.50	123.52	0.00	16.73	12.35
15	UG CABLE BELGAVI Scheme Code no:8106	Loan Term	REC	Asset/capex Works	P=Yly (10), I=Qly	9.50	262.20	0.00	35.08	26.22
16	REC THERMOGRAPHY (9138)	Loan Term	REC	Asset/capex Works	P=Yly (10), I=Qly	9.50	9.76	0.00	0.00	0.98
17	REC NUMERICAL RELAYS IP SETS (13131)	Loan Term	REC	Asset/capex Works	P=Yly (10), I=Qly	9.50	9.65	0.00	0.00	0.97
18	REC STATIC METER	Loan Term	REC	Asset/capex Works	P=Yly (10), I=Qly	9.50	172.93	13.50	0.00	18.79
19	REC GANGA KAIYANA IP SETS 2016-17 (13618)	Loan Term	REC	Asset/capex Works	P=Yly (10), I=Qly	9.50	61.34	0.00	0.00	6.13
20	REC GANGA KALYANA IP SETS 2017-18 (13620)	Loan Term	REC	Asset/capex Works	P=Yly (10), I=Qly	9.50	72.70	0.00	0.00	7.27
21	REC 33/11KV Sub Station and Constructions Athani, Raibag, Bagalkot, Dharwad Rural & 33/11KV Sub Station and Constructions OTHER	Loan Term	REC	Asset/capex Works	P=Mly (10), I=Mly	9.50	61.15	120.79	0.00	16.12
22	REC DDUJY	Loan Term	REC	Asset/capex Works	P=Yly (10), I=Qly	9.50	136.43	0.00	0.00	13.64
23	REC PMREA	Loan Term	REC	Asset/capex Works	P=Mly (10), I=Mly	9.50	71.12	0.00	0.00	7.11
24	REC Infrastructure Development	Loan Term	REC	Asset/capex Works	P=Mly (10), I=Mly	9.50	136.03	142.65	12.92	13.60
25	PFC IPDS	Loan Term	REC	Asset/capex Works	P=Qly (10), I=Qly	9.50	32.77	0.00	2.35	30.42
26	PFC BLC Long Term Loan PFC 100 Cr A/c No:32624001	Loan Term	PFC	Capex Work	P=Qly (10), I=Qly	9.50	79.70	0.00	6.71	7.97
27	PFC BLC Long Term Loan PFC 200 Cr A/c No:32624002	Loan Term	PFC	Capex Work	P=Qly (10), I=Qly	9.50	140.92	0.00	11.26	14.09
28	PFC(R-APDRP Part A)	Loan Term	PFC	R-APDRP	P=Mly (10), I=Mly	9.50	41.89	0.00	0.00	4.19
29	PFC(R-APDRP Part B)	Loan Term	PFC	R-APDRP	P=Mly (10), I=Mly	9.50	8.81	0.00	0.65	0.88
30	Rs. 100 Crores Canara Bank A/C NO:5707	Loan Term	CANARA BANK	Capex Work	I=Mly P=Qly (48)	9.50	10.76	0.00	8.19	1.08
30	Rs. 200 Crores Canara Bank A/C NO:5739	Loan Term	CANARA BANK	Capex Work	I=Mly P=Qly (48)	9.50	57.13	0.00	17.16	5.71
	PMGY Scheme	Loan Term	GOK	PMGY works	I=Yly P=Yly (48)	9.50	0.93	0.00	0.37	0.09
	GOK APDRP SCHEME (REC)	Loan Term	GOK	APDRP Work	I=Yly P=Yly (48)	9.50	10.09	0.00	5.44	1.01
	KPTCL (APDRP counter part funding)	Loan Term	REC	APDRP Work	I=Yly P=Yly (48)	9.50	0.00	0.00	0.00	0.00
							2815.97	739.92	229.92	336.10
31	REC MTL 100 Cr A/C No: 46113218 dt:26.09.2017		REC	Power Purchase	I=Mly P=Qly (48)		0.00	0.00	0.00	0.00
	REC MTL 100 Cr A/C No: 46113329 dt:25.10.2017		REC	Power Purchase	I=Mly P=Qly (48)		0.00	0.00	0.00	0.00
	REC -Medium Term Loan 100 Cr Scheme Code 4613447/30-12-2017		REC	Power Purchase	I=Mly P=Qly (48)		0.00	0.00	0.00	0.00
	REC MTL Rs.75 Cr A/C No: 4613722		REC	Power Purchase	I=Mly P=Qly (48)		0.00	0.00	0.00	0.00
	REC STL Rs.150 Crs. 42815128		REC	Power Purchase	I=Mly P=Qly (48)		0.00	0.00	0.00	0.00
	REC MTL Rs.150 Cr A/C No: 46115472/30.09.2019		REC	Power Purchase	I=Mly P=Qly (48)		25.00	0.00	25.00	2.37
	REC STL Rs.150 Crs. 42815848		REC	Power Purchase	I=Mly P=Qly (48)		0.00	0.00	0.00	0.00
	REC MTL Rs.150-Cr A/C No:46115847		REC	Power Purchase	I=Mly P=Qly (48)		50.00	0.00	50.00	4.75



CONTROLLER (A&R)
HESCOM, HUBLI

Sl. No.	Particulars	Loan Term	Name Of Financial Institution	Purpose	Mode of Payment	ROI	2022-23			CB 31.03.2023
							OB 01.04.2022	Receipt	Repayment	
	REC MTL 100 Cr A/C No: 46113218 dt:26.09.2017 moratorium period 4615001257		REC	Power Purchase	I=Mly P=Qly (48),		0.00	0.00	0.00	0.00
	REC MTL 100 Cr A/C No: 46113329 dt:25.10.2017 moratorium period 4615001259		REC	Power Purchase	I=Mly P=Qly (48),		0.00	0.00	0.00	0.00
	REC -Medium Term Loan 100 Cr Scheme Code 4613447/30-12-2017 moratorium period 4615001262		REC	Power Purchase	I=Mly P=Qly (48),		0.00	0.00	0.00	0.00
	REC MTL Rs.75 Cr A/C No: 46113722 moratorium period 4615001271		REC	Power Purchase	I=Mly P=Qly (48),		0.00	0.00	0.00	0.00
	REC MTL Rs.150 Cr A/C No: 46115472/30.09.2019 moratorium period 4615001341		REC	Power Purchase	I=Mly P=Qly (48),		0.00	0.00	0.00	0.00
	REC MTL Rs.12.06 Cr A/C No:46115847 moratorium period 4615001358		REC	Power Purchase	I=Mly P=Qly (48),		0.00	0.00	0.00	0.00
	REC STL Rs.150 Crs. 42815128 moratorium period 4615001317		REC	Power Purchase	I=Mly P=Qly (48),		0.00	0.00	0.00	0.00
	REC STL Rs.27.38 Crs. 42815848 moratorium period 4615001359		REC	Power Purchase	I=Mly P=Qly (48),		0.00	0.00	0.00	0.00
	REC -Medium Term Loan 6.90 Cr MARCH-2017 Sh No:46113722) 28.03.2018 (4616002372) 31.08.2020 II nd mrt		REC	Power Purchase	I=Mly P=Qly (48),		0.00	0.00	0.00	0.00
	REC -Medium Term Loan 8.78 Cr Released as on 27.09.2017 (A/C NO:46113218) (4616002245) 31.08.2020 II nd mrt		REC	Power Purchase	I=Mly P=Qly (48),		0.00	0.00	0.00	0.00
	REC -Medium Term Loan 8.85 Cr Scheme Code 46113329/25.10.2017 (4616002282) 31.08.2020 II nd mrt		REC	Power Purchase	I=Mly P=Qly (48),		0.00	0.00	0.00	0.00
	REC -Medium Term Loan 8.99 Cr Scheme Code 4613447/30-12-2017 (4616002321) 31.08.2020 II nd mrt		REC	Power Purchase	I=Mly P=Qly (48),		0.00	0.00	0.00	0.00
	REC -Medium Term Loan 16.72Cr 46115472 (4616002767) 31.08.2020 II nd mrt		REC	Power Purchase	I=Mly P=Qly (48),		0.00	0.00	0.00	0.00
	REC -Medium Term Loan 17.57Cr -46115847 (4616002803) 31.08.2020 II nd mrt		REC	Power Purchase	I=Mly P=Qly (48),		0.00	0.00	0.00	0.00
	REC -Short Term Loan 42.22Cr -46115848 (4616002804) 31.08.2020 II nd mrt		REC	Power Purchase	I=Mly P=Qly (48),		0.00	0.00	0.00	0.00
	REC -Short Term Loan 26.28Cr Scheme Code 42815128/16.05.2019		REC	Power Purchase	I=Mly P=Qly (48),		0.00	0.00	0.00	0.00
	PFC Long Term Loan PFC 416 Cr A/c No:32624008		PFC	Power Purchase	I=Mly P=Qly (48),		107.08	0.00	107.08	0.00
	SBI MTL 90 Cr 38435849539		SBI	Power Purchase	I=Mly P=Qly (48),		0.00	0.00	0.00	0.00
	SBI STL 100 Cr (38368109588)		SBI	Power Purchase	I=Mly P=Qly (48),		0.00	0.00	0.00	0.00
	SBI STL 15 Cr (1/29.02.2020)		SBI	Power Purchase	I=Mly P=Qly (48),		0.00	0.00	0.00	0.00
	SBI STL 115 CR		SBI	Power Purchase	I=Mly P=Qly (48),		0.00	0.00	0.00	0.00
	SBI STL 3.22 CR (3960825398)		SBI	Power Purchase	I=Mly P=Qly (48),		0.00	0.00	0.00	0.00
	SBI STL 4.62 CR (3960405218)		SBI	Power Purchase	I=Mly P=Qly (48),		0.00	0.00	0.00	0.00
	SBI STL 150 CR (39626338010)		SBI	Power Purchase	I=Mly P=Qly (48),		0.00	0.00	0.00	0.00
	SBI MTL 100 Cr (39863798098)		SBI	Power Purchase	I=Mly P=Qly (48),		58.30	0.00	58.30	5.54
	Rs.90 Crore Canara Bank STL A/c No:5004		CANARA	Power Purchase	I=Mly P=Qly (48),		0.00	0.00	0.00	0.00
	KREDEL 20.02.2019 STL		KREDEL	Power Purchase	I=Mly P=Qly (48),		35.00	0.00	35.00	3.33
	GOK LOAN FOR POWER PURCHASE		GOK	Power Purchase			1350.00	0.00	150.00	0.00
	GOK LOAN FOR POWER PURCHASE		GOK	Power Purchase			360.00	0.00	40.00	0.00
	SBI STL 500 Cr COVID Loan(39835563603)		SBI	Power Purchase	I=Mly P=Qly (48),		500.00	0.00	71.43	38.50
	Rs500 Crore Canara Bank LTL A/c No:5005 Covid Loan		CANARA	Power Purchase	I=Mly P=Qly (48),		500.00	0.00	71.43	37.00
	Bank of India 1000 Cr LTL 844965410000074 Covid Loan		BOI	Power Purchase	I=Mly P=Qly (48),		999.99	0.00	142.86	77.00
	Punjab National Bank 500 Cr LTL 2273001C00002550 Covid Loan		PNB	Power Purchase	I=Mly P=Qly (48),		499.99	0.00	71.43	38.50
	Punjab National Bank 175 Cr LTL 2273001C00002569 Covid Loan		PNB	Power Purchase	I=Mly P=Qly (48),		175.00	0.00	25.00	13.47
32	ODCC (Working Capital)		SBI&CANA	Power Purchase	I=Mly P=Qly (48),		160.00	0.00	0.00	15.20
	Total			Power Purchase			4820.36	0.00	847.52	245.83
	Grand Total			Grand Total			7636.34	739.92	1077.44	581.93
										3972.84
										7298.82



CONTROLLER (A&R)
HESCOM, HUBLI.

HUBLI ELECTRICITY SUPPLY COMPANY LIMITED

Institutionwise Debt Servicing (D9 Format) FY 21-22 to FY 24-25

Sl. No.	Particulars	Loan Term	Name Of Financial Institution	Purpose	Mode of Payment	ROI	2023-24			Rs.in Crores		
							OB	Receipt	Repayment	Interest	CB	
							01.04.2023				31.03.2024	
1	REC-Station	Loan Term	REC	Asset/capex Works	P=Yly (10), I=Qly	9.50	0.00	0	0.00	0.00	0.00	0.00
2	RGVY Scheme	Loan Term	REC	Asset/capex Works	P=Yly (10), I=Qly	9.50	0.00	0	0.00	0.00	0.00	0.00
3	ACSR Coyote Conductor	Loan Term	REC	Asset/capex Works	P=Yly (10), I=Qly	9.50	4.78	0.00	4.29	0.48	0.48	0.49
4	DTC Metering	Loan Term	REC	Asset/capex Works	P=Yly (10), I=Qly	9.50	48.42	0.00	7.74	4.84	4.84	40.68
5	Additional DTC (Hesscom Area)	Loan Term	REC	Asset/capex Works	P=Yly (10), I=Qly	9.50	93.61	73.67	4.26	9.36	163.02	
6	IP Set	Loan Term	REC	Asset/capex Works	P=Yly (10), I=Qly	9.50	0.00	0.00	0.00	0.00	0.00	0.00
7	RLMS (A/c.No. 0030350000574)	Loan Term	REC	Asset/capex Works	P=Yly (10), I=Qly	9.50	0.00	0.00	0.00	0.00	0.00	0.00
8	REC NJY I	Loan Term	REC	Asset/capex Works	P=Yly (10), I=Qly	9.50	41.70	0.00	13.16	4.17	28.54	
9	REC NJY II	Loan Term	REC	Asset/capex Works	P=Yly (10), I=Qly	9.50	45.96	0.00	10.90	4.60	35.06	
10	REC NJY III (Scheme code:8148 to 8151)	Loan Term	REC	Asset/capex Works	P=Yly (10), I=Qly	9.50	87.97	0.00	12.08	8.80	75.89	
11	11 KV Station Link Line & Reconductoring scheme	Loan Term	REC	Asset/capex Works	P=Yly (10), I=Qly	9.50	281.57	135.00	15.56	28.16	401.01	
12	BJ/KJ	Loan Term	REC	Asset/capex Works	P=Yly (10), I=Qly	9.50	7.02	0.00	1.34	0.70	5.68	
13	UNIP	Loan Term	REC	Asset/capex Works	P=Yly (10), I=Qly	9.50	1055.05	292.50	43.46	105.50	1304.09	
14	UG CABLE HUBBALLI Scheme Code no:8105-	Loan Term	REC	Asset/capex Works	P=Yly (10), I=Qly	9.50	106.79	0.00	16.73	10.68	90.06	
15	UG CABLE BELGAVI Scheme Code no:8106	Loan Term	REC	Asset/capex Works	P=Yly (10), I=Qly	9.50	227.12	0.00	35.08	22.71	192.04	
16	REC THERMOGRAPHY (9138)	Loan Term	REC	Asset/capex Works	P=Yly (10), I=Qly	9.50	9.76	0.00	0.00	0.98	9.76	
17	REC NUMERICAL RELAYS IP SETS (13131)	Loan Term	REC	Asset/capex Works	P=Yly (10), I=Qly	9.50	9.65	0.00	0.00	0.97	9.65	
18	REC STATIC METER	Loan Term	REC	Asset/capex Works	P=Yly (10), I=Qly	9.50	186.43	9.00	0.00	18.64	195.43	
19	REC GANGA KALYANA IP SETS 2016-17 (13618)	Loan Term	REC	Asset/capex Works	P=Yly (10), I=Qly	9.50	61.34	0.00	6.13	6.13	61.34	
20	REC GANGA KALYANA IP SETS 2017-18 (13620)	Loan Term	REC	Asset/capex Works	P=Yly (10), I=Qly	9.50	72.70	0.00	0.00	7.27	72.70	
21	REC 33/11KV Sub Station and Constructions Athani, Raibag, Bagaikot, Dharwad Rural& 33/11KV Sub Station and Constructions OTHER	Loan Term	REC	Asset/capex Works	P=Mly (10), I=Mly	9.50	181.94	129.26	0.00	18.19	311.20	
22	REC DDUGIY	Loan Term	REC	Asset/capex Works	P=Yly (10), I=Qly	9.50	136.43	0.00	0.00	13.64	136.43	
23	REC PMREA	Loan Term	REC	Asset/capex Works	P=Mly (10), I=Mly	9.50	71.12	0.00	0.00	7.11	71.12	
24	REC Infrastructur Development	Loan Term	REC	Asset/capex Works	P=Mly (10), I=Mly	9.50	265.76	157.63	0.00	26.58	423.39	
25	PFC IPDS	Loan Term	REC	Asset/capex Works	P=Qly (10), I=Qly	9.50	30.42	0.00	2.35	3.04	28.07	
26	PFC BLC Long Term Loan PFC 100 Cr A/c No:32624001	Loan Term	PFC	Capex Work	P=Qly (10), I=Qly	9.50	72.99	0.00	6.71	7.30	66.27	
27	PFC BLC Long Term Loan PFC 200 Cr A/c No:32624002	Loan Term	PFC	Capex Work	P=Qly (10), I=Qly	9.50	129.66	0.00	11.26	12.97	118.40	
28	PFC(R-APDRP Part A)	Loan Term	PFC	R-APDRP	P=Mly (10), I=Mly	9.50	41.89	0.00	0.00	4.19	41.89	
29	PFC(R-APDRP Part B)	Loan Term	PFC	R-APDRP	P=Mly (10), I=Mly	9.50	8.16	0.00	0.65	0.82	7.50	
30	Rs. 100 Crores Canara Bank A/C NO-5707	Loan Term	CANARA BANK	Capex Work	I=Mly P=Qly (48),	9.50	2.57	0.00	2.57	0.26	0.00	
30	Rs. 200 Crores Canara Bank A/C NO-5739	Loan Term	CANARA BANK	Capex Work	I=Mly P=Qly (48),	9.50	39.97	0.00	17.16	4.00	22.81	
	PMGY Scheme	Loan Term	GOK	PMGY works	I=Yly P=Yly (48),	9.50	0.56	0.00	0.37	0.06	0.19	
	GOK APDRP SCHEME (REC)	Loan Term	GOK	APDRP Work	I=Yly P=Yly (48),	9.50	4.65	0.00	4.65	0.47	0.00	
	KPTCL (APDRP counter part funding)	Loan Term	REC	APDRP Work	I=Yly P=Yly (48),	9.50	0.00	0.00	0.00	0.00	0.00	
							3325.97	797.06	210.33	332.60	3912.71	
31	REC MTL 100 Cr A/C No: 46113218 dt:26.09.2017		REC	Power Purchase	I=Mly P=Qly (48),		0.00	0.00	0.00	0.00	0.00	
	REC MTL 100 Cr A/C No: 46113329 dt:25.10.2017		REC	Power Purchase	I=Mly P=Qly (48),		0.00	0.00	0.00	0.00	0.00	
	REC -Medium Term Loan 100 Cr Scheme Code 4613447/30-12-2017		REC	Power Purchase	I=Mly P=Qly (48),		0.00	0.00	0.00	0.00	0.00	
	REC MTL Rs.75 Cr A/C No: 4613722		REC	Power Purchase	I=Mly P=Qly (48),		0.00	0.00	0.00	0.00	0.00	
	REC STL Rs.150 Crs. 42815128		REC	Power Purchase	I=Mly P=Qly (48),		0.00	0.00	0.00	0.00	0.00	
	REC MTL Rs.150 Cr A/C No: 46115472/30.09.2019		REC	Power Purchase	I=Mly P=Qly (48),		0.00	0.00	0.00	0.00	0.00	
	REC STL Rs.150 Crs. 42815848		REC	Power Purchase	I=Mly P=Qly (48),		0.00	0.00	0.00	0.00	0.00	
	REC MTL Rs.150 Cr A/C No:46115847		REC	Power Purchase	I=Mly P=Qly (48),		0.00	0.00	0.00	0.00	0.00	




Sl. No.	Particulars	Loan Term	Name Of Financial Institution	Purpose	Mode of Payment	ROI	2023-24			CB 31.03.2024
							OB 01.04.2023	Receipt	Repayment	
	REC MTL 100 Cr A/C No: 46113218 dt:26.09.2017 moratorium period 4615001257		REC	Power Purchase	I=Mly P=Qly (48),		0.00	0.00	0.00	0.00
	REC MTL 100 Cr A/C No: 46113329 dt:25.10.2017 moratorium period 4615001259		REC	Power Purchase	I=Mly P=Qly (48),		0.00	0.00	0.00	0.00
	REC -Medium Term Loan 100 Cr Scheme Code 4613447/30-12-2017 moratorium period 4615001262		REC	Power Purchase	I=Mly P=Qly (48),		0.00	0.00	0.00	0.00
	REC MTL Rs.75 Cr A/C No: 4613722 moratorium period 4615001271		REC	Power Purchase	I=Mly P=Qly (48),		0.00	0.00	0.00	0.00
	REC MTL Rs.150 Cr A/C No: 46115472/30.09.2019 moratorium period 4615001341		REC	Power Purchase	I=Mly P=Qly (48),		0.00	0.00	0.00	0.00
	REC MTL Rs.12.06 Cr A/C No:46115847 moratorium period 4615001358		REC	Power Purchase	I=Mly P=Qly (48),		0.00	0.00	0.00	0.00
	REC STL Rs.150 Crs. 42815128 moratorium period 4615001317		REC	Power Purchase	I=Mly P=Qly (48),		0.00	0.00	0.00	0.00
	REC STL Rs.27.38 Crs. 42815848 moratorium period 4615001359		REC	Power Purchase	I=Mly P=Qly (48),		0.00	0.00	0.00	0.00
	REC -Medium Term Loan 6.90 Cr MARCH-2017 Sh No:46113722) 28.03.2018 (4616002372) 31.08.2020 II nd mrt		REC	Power Purchase	I=Mly P=Qly (48),		0.00	0.00	0.00	0.00
	REC -Medium Term Loan 8.78 Cr. Released as on 27.09.2017 (AC/NO-46113218) (4616002245) 31.08.2020 II nd mrt		REC	Power Purchase	I=Mly P=Qly (48),		0.00	0.00	0.00	0.00
	REC -Medium Term Loan 8.85 Cr Scheme Code 46113329/25.10.2017 (4616002282) 31.08.2020 II nd mrt		REC	Power Purchase	I=Mly P=Qly (48),		0.00	0.00	0.00	0.00
	REC -Medium Term Loan 8.99 Cr Scheme Code 4613447/30-12-2017 (4616002321) 31.08.2020 II nd mrt		REC	Power Purchase	I=Mly P=Qly (48),		0.00	0.00	0.00	0.00
	REC -Medium Term Loan 16.72Cr 46115472 (4616002767) 31.08.2020 II nd mrt		REC	Power Purchase	I=Mly P=Qly (48),		0.00	0.00	0.00	0.00
	REC -Medium Term Loan 17.57Cr -46115847 (4616002803) 31.08.2020 II nd mrt		REC	Power Purchase	I=Mly P=Qly (48),		0.00	0.00	0.00	0.00
	REC -Short Term Loan 42.22Cr -46115848 (4616002804) 31.08.2020 II nd mrt		REC	Power Purchase	I=Mly P=Qly (48),		0.00	0.00	0.00	0.00
	REC -Short Term Loan 26.28Cr Scheme Code 42815128/16.05.2019		REC	Power Purchase	I=Mly P=Qly (48),		0.00	0.00	0.00	0.00
	PFC Long Term Loan PFC 416 Cr A/c No:32624008		PFC	Power Purchase	I=Mly P=Qly (48),		0.00	0.00	0.00	0.00
	SBI MTL 90 Cr 38435849539		SBI	Power Purchase	I=Mly P=Qly (48),		0.00	0.00	0.00	0.00
	SBI STL 100 CR (38368109588)		SBI	Power Purchase	I=Mly P=Qly (48),		0.00	0.00	0.00	0.00
	SBI STL 15 CR (1/29.02.2020		SBI	Power Purchase	I=Mly P=Qly (48),		0.00	0.00	0.00	0.00
	SBI STL 115 CR		SBI	Power Purchase	I=Mly P=Qly (48),		0.00	0.00	0.00	0.00
	SBI STL 3.22 CR (3960825398)		SBI	Power Purchase	I=Mly P=Qly (48),		0.00	0.00	0.00	0.00
	SBI STL 4.62 CR (39604052218)		SBI	Power Purchase	I=Mly P=Qly (48),		0.00	0.00	0.00	0.00
	SBI STL 150 CR (39626338010)		SBI	Power Purchase	I=Mly P=Qly (48),		0.00	0.00	0.00	0.00
	SBI MTL 100 Cr (39863798098)		SBI	Power Purchase	I=Mly P=Qly (48),		0.00	0.00	0.00	0.00
	Rs.90 Crore Canara Bank STL A/c No:5004		CANARA	Power Purchase	I=Mly P=Qly (48),		0.00	0.00	0.00	0.00
	KREDEL 20.02.2019 STL		KREDEL	Power Purchase	I=Mly P=Qly (48),		0.00	0.00	0.00	0.00
	GOK LOAN FOR POWER PURCHASE		GOK	Power Purchase	I=Mly P=Qly (48),		1200.00	0.00	150.00	0.00
	GOK LOAN FOR POWER PURCHASE		GOK	Power Purchase	I=Mly P=Qly (48),		320.00	0.00	40.00	0.00
	SBI LTL 500 Cr COVID Loan(39835563603)		SBI	Power Purchase	I=Mly P=Qly (48),		428.57	0.00	71.43	33.00
	Rs500 Crore Canara Bank LTL A/c No:5005 Covid Loan		CANARA	Power Purchase	I=Mly P=Qly (48),		428.57	0.00	71.43	31.71
	Bank of India 1000 Cr LTL 844965410000074 Covid Loan		BOI	Power Purchase	I=Mly P=Qly (48),		857.14	0.00	142.86	66.00
	Punjab National Bank 500 Cr LTL 2273000C00002550 Covid Loan		PNB	Power Purchase	I=Mly P=Qly (48),		428.57	0.00	71.43	33.00
32	Punjab National Bank 175 Cr LTL 2273000C00002569 Covid Loan		PNB	Power Purchase	I=Mly P=Qly (48),		150.00	0.00	25.00	11.55
V	ODCC (Working Capital)		SBI&CARA	Power Purchase	I=Mly P=Qly (48),		160.00	0.00	0.00	15.20
				Power Purchase Total			3972.84	0.00	572.14	190.46
				Grand Total			7298.82	797.06	782.47	523.06
										7313.41



CONTROLLER (A&R)
HESCOM, HUBLI.

HUBLI ELECTRICITY SUPPLY COMPANY LIMITED
Institutionwise Debt Servicing (D9 Format) FY 21-22 to FY 24-25

Sl. No.	Particulars	Loan Term	Name Of Financial Institution	Purpose	Mode of Payment	ROI	2024-25			CB 31.03.2025
							OB 01.04.2024	Receipt	Repayment	
1	REC-Station	Loan Term	REC	Asset/capex Works	P=Yly (10), I=Qly	9.50	0.00	0.00	0.00	0.00
2	RGVY Scheme	Loan Term	REC	Asset/capex Works	P=Yly (10), I=Qly	9.50	0.00	0.00	0.00	0.00
3	ACSR Coyote Conductor	Loan Term	REC	Asset/capex Works	P=Yly (10), I=Qly	9.50	0.49	0.00	0.00	0.49
4	DTC Metering	Loan Term	REC	Asset/capex Works	P=Yly (10), I=Qly	9.50	40.68	0.00	7.74	4.07
5	Additional DTC (Hescrom Area)	Loan Term	REC	Asset/capex Works	P=Yly (10), I=Qly	9.50	163.02	81.04	4.26	24.30
6	IP Set	Loan Term	REC	Asset/capex Works	P=Yly (10), I=Qly	9.50	0.00	76.55	0.00	76.55
7	RUMS (A/c.No. 0030350000574)	Loan Term	REC	Asset/capex Works	P=Yly (10), I=Qly	9.50	0.00	0.00	0.00	0.00
8	REC NJY I	Loan Term	REC	Asset/capex Works	P=Yly (10), I=Qly	9.50	28.54	0.00	13.16	2.85
9	REC NJY II	Loan Term	REC	Asset/capex Works	P=Yly (10), I=Qly	9.50	35.06	0.00	10.90	3.51
10	REC NJY III (Scheme code:8148 to 8151)	Loan Term	REC	Asset/capex Works	P=Yly (10), I=Qly	9.50	75.89	0.00	12.08	7.59
11	11 KV Station Link Line & Reconductoring scheme	Loan Term	REC	Asset/capex Works	P=Yly (10), I=Qly	9.50	401.01	130.50	15.56	52.10
12	BJ/KJ	Loan Term	REC	Asset/capex Works	P=Yly (10), I=Qly	9.50	5.68	0.00	1.34	0.57
13	UNIP	Loan Term	REC	Asset/capex Works	P=Yly (10), I=Qly	9.50	1304.09	315.00	43.46	153.41
14	UG CABLE HUBBALLI Scheme Code no:8105-	Loan Term	REC	Asset/capex Works	P=Yly (10), I=Qly	9.50	90.06	0.00	16.73	9.01
15	UG CABLE BELGAVI Scheme Code no:8106	Loan Term	REC	Asset/capex Works	P=Yly (10), I=Qly	9.50	192.04	0.00	35.08	19.20
16	REC THERMOGRAPHY (9138)	Loan Term	REC	Asset/capex Works	P=Yly (10), I=Qly	9.50	9.76	0.00	0.00	0.98
17	REC NUMERICAL RELAYS IP SETS (13131)	Loan Term	REC	Asset/capex Works	P=Yly (10), I=Qly	9.50	9.65	0.00	0.00	0.97
18	REC STATIC METER	Loan Term	REC	Asset/capex Works	P=Yly (10), I=Qly	9.50	195.43	0.00	0.00	21.04
19	REC GANGA KALYANA IP SETS 2016-17 (13618)	Loan Term	REC	Asset/capex Works	P=Yly (10), I=Qly	9.50	61.34	0.00	0.00	6.13
20	REC GANGA KALYANA IP SETS 2017-18 (13620)	Loan Term	REC	Asset/capex Works	P=Yly (10), I=Qly	9.50	72.70	0.00	0.00	7.27
21	REC 33/11KV Sub Station and Constructions Athani,Raibag,Bagalgot, Dharwad Rural& 33/11KV Sub Station and Constructions OTHER	Loan Term	REC	Asset/capex Works	P=Mly (10), I=Mly	9.50	311.20	130.79	0.00	41.12
22	REC DDUGJY	Loan Term	REC		P=Yly (10), I=Qly	9.50	136.43	0.00	0.00	13.64
23	REC PMREA	Loan Term	REC	Asset/capex Works	P=Mly (10), I=Mly	9.50	71.12	0.00	0.00	7.11
24	REC Infrastructure Development	Loan Term	REC	Asset/capex Works	P=Mly (10), I=Mly	9.50	423.39	176.78	13.60	42.34
25	PFC IPDS	Loan Term	REC	Asset/capex Works	P=Qly (10), I=Qly	9.50	28.07	0.00	2.35	2.81
26	PFC BLC Long Term Loan PFC 100 Cr A/c No:32624001	Loan Term	PFC	Capex Work	P=Qly (10), I=Qly	9.50	66.27	0.00	6.71	6.63
27	PFC(R-APDRP Part A)	Loan Term	PFC	Capex Work	P=Qly (10), I=Qly	9.50	118.40	0.00	11.26	11.84
28	PFC(R-APDRP Part B)	Loan Term	PFC	R-APDRP	P=Mly (10), I=Mly	9.50	41.89	0.00	0.00	4.19
29	Rs. 100 Crores Canara Bank A/C NO:5707	Loan Term	CANARA BANK	Capex Work	P=Mly (10), I=Mly	9.50	7.50	0.00	0.65	0.75
30	Rs. 200 Crores Canara Bank A/C NO:5739	Loan Term	CANARA BANK	Capex Work	I=Mly P=Qly (48), I=Mly P=Qly (48)	9.50	22.81	0.00	17.16	2.28
	PMGY Scheme	Loan Term	GOK	PMGY works	I=Yly P=Qly (48)	9.50	0.19	0.00	0.19	0.02
	GOK APDRP SCHEME (REC)	Loan Term	GOK	APDRP Work	I=Yly P=Qly (48)	9.50	0.00	0.00	0.00	0.00
	KPTCL (APDRP counter part funding)	Loan Term	REC	APDRP Work	I=Yly P=Qly (48)	9.50	0.00	0.00	0.00	0.00
				Capex works Total			3912.71	910.66	212.23	445.77
31	REC MTL 100 Cr A/C No: 46113218 dt:26.09.2017		REC	Power Purchase	I=Mly P=Qly (48)		0.00	0.00	0.00	0.00
	REC MTL 100 Cr A/C No: 46113329 dt:25.10.2017		REC	Power Purchase	I=Mly P=Qly (48)		0.00	0.00	0.00	0.00
	REC -Medium Term Loan 100 Cr Scheme Code:4613447/30-12-2017		REC	Power Purchase	I=Mly P=Qly (48)		0.00	0.00	0.00	0.00
	REC MTL Rs.75 Cr A/C No: 4613722		REC	Power Purchase	I=Mly P=Qly (48)		0.00	0.00	0.00	0.00
	REC STL Rs.150 Crs. 42815128		REC	Power Purchase	I=Mly P=Qly (48)		0.00	0.00	0.00	0.00
	REC MTL Rs.150 Cr A/C No. 46115472/30.09.2019		REC	Power Purchase	I=Mly P=Qly (48)		0.00	0.00	0.00	0.00
	REC STL Rs.150 Crs. 42815848		REC	Power Purchase	I=Mly P=Qly (48)		0.00	0.00	0.00	0.00
	REC MTL Rs.150 Cr A/C No:46115847		REC	Power Purchase	I=Mly P=Qly (48)		0.00	0.00	0.00	0.00



CONTROLLER (A&R)
HESCOM. HUBLI

Sl. No.	Particulars	Loan Term	Name Of Financial Institution	Purpose	Mode of Payment	ROI	2024-25			CB 31.03.2025
							OB 01.04.2024	Receipt	Repayment	
	REC MTL 100 Cr A/C No: 46113218 dt:26.09.2017 moratorium period 4615001257		REC	Power Purchase	I=Mly P=Qly (48),		0.00	0.00	0.00	0.00
	REC MTL 100 Cr A/C No: 46113329 dt:25.10.2017 moratorium period 4615001259		REC	Power Purchase	I=Mly P=Qly (48),		0.00	0.00	0.00	0.00
	REC -Medium Term Loan 100 Cr Scheme Code 4613447/30-12-2017 moratorium period 4615001262		REC	Power Purchase	I=Mly P=Qly (48),		0.00	0.00	0.00	0.00
	REC MTL Rs.75 Cr A/C No: 46113722 moratorium period 4615001271		REC	Power Purchase	I=Mly P=Qly (48),		0.00	0.00	0.00	0.00
	REC MTL Rs.150 Cr A/C No: 46115472/30.09.2019 moratorium period 4615001341		REC	Power Purchase	I=Mly P=Qly (48),		0.00	0.00	0.00	0.00
	REC MTL Rs.12.06 Cr A/C No:46115847 moratorium period 4615001358		REC	Power Purchase	I=Mly P=Qly (48),		0.00	0.00	0.00	0.00
	REC STL Rs.150 Crs. 42815128 moratorium period 4615001317		REC	Power Purchase	I=Mly P=Qly (48),		0.00	0.00	0.00	0.00
	REC STL Rs.27.38 Crs. 42815848 moratorium period 4615001359		REC	Power Purchase	I=Mly P=Qly (48),		0.00	0.00	0.00	0.00
	REC -Medium Term Loan 6.90 Cr MARCH-2017 Sh No:46113722) 28.03.2018 (4616002372) 31.08.2020 II nd mrt		REC	Power Purchase	I=Mly P=Qly (48),		0.00	0.00	0.00	0.00
	REC -Medium Term Loan 8.78 Cr Released as on 27.09.2017 (AC/NO:46113218) (4616002245) 31.08.2020 II nd mrt		REC	Power Purchase	I=Mly P=Qly (48),		0.00	0.00	0.00	0.00
	REC -Medium Term Loan 8.85 Cr Scheme Code 46113329/25.10.2017 (4616002282) 31.08.2020 II nd mrt		REC	Power Purchase	I=Mly P=Qly (48),		0.00	0.00	0.00	0.00
	REC -Medium Term Loan 8.99 Cr Scheme Code 4613447/30-12-2017 (4616002321) 31.08.2020 II nd mrt		REC	Power Purchase	I=Mly P=Qly (48),		0.00	0.00	0.00	0.00
	REC -Medium Term Loan 16.72Cr 46115472 (4616002767) 31.08.2020 II nd mrt		REC	Power Purchase	I=Mly P=Qly (48),		0.00	0.00	0.00	0.00
	REC -Medium Term Loan 17.57Cr -46115847 (4616002803) 31.08.2020 II nd mrt		REC	Power Purchase	I=Mly P=Qly (48),		0.00	0.00	0.00	0.00
	REC -Short Term Loan 42.22Cr -46115848 (4616002804) 31.08.2020 II nd mrt		REC	Power Purchase	I=Mly P=Qly (48),		0.00	0.00	0.00	0.00
	REC -Short Term Loan 26.28Cr Scheme Code 42815128/16.05.2019		REC	Power Purchase	I=Mly P=Qly (48),		0.00	0.00	0.00	0.00
	PFC Long Term Loan PFC 416 Cr A/c No:32624008		PFC	Power Purchase	I=Mly P=Qly (48),		0.00	0.00	0.00	0.00
	SBI MTL 90 Cr 38435849539		SBI	Power Purchase	I=Mly P=Qly (48),		0.00	0.00	0.00	0.00
	SBI STL 100 Cr (38368109588)		SBI	Power Purchase	I=Mly P=Qly (48),		0.00	0.00	0.00	0.00
	SBI STL 15 Cr (1/29.02.2020)		SBI	Power Purchase	I=Mly P=Qly (48),		0.00	0.00	0.00	0.00
	SBI STL 115 Cr		SBI	Power Purchase	I=Mly P=Qly (48),		0.00	0.00	0.00	0.00
	SBI STL 3.22 Cr (3960825398)		SBI	Power Purchase	I=Mly P=Qly (48),		0.00	0.00	0.00	0.00
	SBI STL 4.62 Cr (39604032218)		SBI	Power Purchase	I=Mly P=Qly (48),		0.00	0.00	0.00	0.00
	SBI STL 150 Cr (39626338010)		SBI	Power Purchase	I=Mly P=Qly (48),		0.00	0.00	0.00	0.00
	SBI MTL 100 Cr (39863798098)		SBI	Power Purchase	I=Mly P=Qly (48),		0.00	0.00	0.00	0.00
	Rs.90 Crore Canara Bank STL A/c No:5004		CANARA	Power Purchase	I=Mly P=Qly (48),		0.00	0.00	0.00	0.00
	KREDEL 20.02.2019 STL		KREDL	Power Purchase	I=Mly P=Qly (48),		0.00	0.00	0.00	0.00
	GOK LOAN FOR POWER PURCHASE		GOK	Power Purchase	I=Mly P=Qly (48),		1050.00	0.00	0.00	900.00
	GOK LOAN FOR POWER PURCHASE		GOK	Power Purchase	I=Mly P=Qly (48),		280.00	0.00	40.00	240.00
	SBI STL 500 Cr COVID Loan(39835563603)		SBI	Power Purchase	I=Mly P=Qly (48),		357.14	0.00	71.43	285.71
	Rs500 Crore Canara Bank LTL A/c No:5005 Covid Loan		CANARA	Power Purchase	I=Mly P=Qly (48),		357.14	0.00	71.43	285.71
	Bank of India 1000 Cr LTL 844965410000074 Covid Loan		BOI	Power Purchase	I=Mly P=Qly (48),		714.28	0.00	142.86	571.42
	Punjab National Bank 500 Cr LTL 2273001C00002550 Covid Loan		PNB	Power Purchase	I=Mly P=Qly (48),		357.14	0.00	71.43	285.71
32	Punjab National Bank 175 Cr LTL 2273001C00002569 Covid Loan		PNB	Power Purchase	I=Mly P=Qly (48),		125.00	0.00	25.00	100.00
V	ODCC (Working Capital)		SBI&CARA	Power Purchase	I=Mly P=Qly (48),		160.00	0.00	0.00	160.00
	Power Purchase Total						3400.70	0.00	572.14	2828.56
	Grand Total						7313.41	910.66	784.37	7439.70



CONTROLLER (A&R)
HESCOM, HUBLI.

HUBLI ELECTRICITY SUPPLY COMPANY LIMITED

Institutionwise Debt Servicing (D9 Format) FY 21-22 to FY 24-25

ABSTRACT	Opening Balance as 2021-22	Loan Drawn During 2021-22	Loan Repaid During 2021-22	Interest paid during 2021-22	Closing Balance as per Ledger 2021-22	Opening Balance as 2022-23	Loan Drawn During 2022-23	Loan Repaid During 2022-23	Interest paid during 2022-23	Closing Balance as per Ledger 2022-23
Long Term Loan	7,096.66	518.92	414.62	485.42	7,200.96	7,200.96	739.92	802.06	540.57	7,138.82
Short Term Loan	650.24	-	455.24	61.77	195.00	195.00	-	35.00	18.52	160.00
Medium Term Loan	624.48	-	384.10	59.33	240.38	240.38	-	240.38	22.84	-
Grand Total	8,371.38	518.92	1,253.96	606.52	7,636.34	7,636.34	739.92	1,077.44	581.93	7,298.82



**CONTROLLER (A&R)
HESCOM, HUBLI**

Format-D9

ABSTRACT	Opening Balance as 2022-23	Loan Drawn During 2023-24	Loan Repaid During 2023-24	Interest paid during 2023-24	Closing Balance as per Ledger 2023-24	Opening Balance as 2023-24	Loan Drawn During 2024-25	Loan Repaid During 2024-25	Interest paid during 2024-25	Closing Balance as per Ledger 2024-25
Long Term Loan	7,138.82	797.06	782.47	507.86	7,153.41	7,153.41	910.66	784.37	591.82	7,279.70
Short Term Loan	160.00	-	-	15.20	160.00	160.00	-	-	15.20	160.00
Medium Term Loan	-	-	-	-	-	-	-	-	-	-
Grand Total	7,298.82	797.06	782.47	523.06	7,313.41	7,313.41	910.66	784.37	607.02	7,439.70

CONTROLLER (A&F)
HESCOM, HUBLI.



HUBLI ELECTRICITY SUPPLY COMPANY LTD.

Format-D10

Details of Expenses Capitalized

Rs. In Cr.

Sl. No.	Particulars	FY-21	FY-22	FY-23	FY-24	FY-25
		(As per Audited Accounts)	(Proejcted)	(Proejcted)	(Proejcted)	(Proejcted)
1	Interest & Finance charges Capitalised	43.10	-	-	-	-
2	Other expenses capitalised:					
a	Employee Costs	-	-	-	-	-
b	Administration and General Expenses	-	-	-	-	-
c	Repairs and maintenance	-	-	-	-	-
d	Depreciation	-	-	-	-	-
e	Others, if any	-	-	-	-	-
	Total of 2	-	-	-	-	-
	Grand Total	43.10	-	-	-	-

(Distribution Business)

Rs. In Cr.

Sl. No.	Particulars	FY-21	FY-22	FY-23	FY-24	FY-25
		(As per Audited Accounts)	(Proejcted)	(Proejcted)	(Proejcted)	(Proejcted)
1	Interest & Finance charges Capitalised	43.10	-	-	-	-
2	Other expenses capitalised:					
a	Employee Costs	-	-	-	-	-
b	Administration and General Expenses	-	-	-	-	-
c	Repairs and maintenance	-	-	-	-	-
d	Depreciation	-	-	-	-	-
e	Others, if any	-	-	-	-	-
	Total of 2	-	-	-	-	-
	Grand Total	43.10	-	-	-	-

(Retail Supply Business)

Rs. In Cr.

Sl. No.	Particulars	FY-21	FY-22	FY-23	FY-24	FY-25
		(As per Audited Accounts)	(Proejcted)	(Proejcted)	(Proejcted)	(Proejcted)
1	Interest & Finance charges Capitalised	-	-	-	-	-
2	Other expenses capitalised:					
a	Employee Costs	-	-	-	-	-
b	Administration and General Expenses	-	-	-	-	-
c	Repairs and maintenance	-	-	-	-	-
d	Depreciation	-	-	-	-	-
e	Others, if any	-	-	-	-	-
	Total of 2	-	-	-	-	-
	Grand Total	-	-	-	-	-



**CONTROLLER (T&R)
HESCOM. I**

HUBLI ELECTRICITY SUPPLY COMPANY LTD.

Format-D11

Other Debits

Rs. In Cr.

Sl. No.	Particulars	FY-21	FY-22	FY-23	FY-24	FY-25
		(As per Audited Accounts)	(Proejcted)	(Proejcted)	(Proejcted)	(Proejcted)
1	Asset Decommissioning cost	4.55	5.01	5.51	6.06	6.66
2	Small & Low value Items written off	-	-	-	-	-
3	Losses relating to fixed Assets	0.67	0.74	0.81	0.89	0.98
4	Gain on sale of assets	-	-	-	-	-
5	Material Cost Variance	0.01	0.01	0.01	0.01	0.01
6	Bad & Doubtful Debts written off/provided for	8.32	9.15	10.07	11.07	12.18
7	Miscellaneous losses and Write offs	6.47	7.12	7.83	8.61	9.47
8	Prior Period Expenses	-	-	-	-	-
	Grand Total	20.02	22.02	24.22	26.65	29.31

Note: 1) Prior period expenses accounted in D13

(Distribution Business)

Rs. In Cr.

Sl. No.	Particulars	FY-21	FY-22	FY-23	FY-24	FY-25
		(As per Audited Accounts)	(Proejcted)	(Proejcted)	(Proejcted)	(Proejcted)
1	Asset Decommissioning cost	4.55	5.01	5.51	6.06	6.66
2	Small & Low value Items written off	-	-	-	-	-
3	Losses relating to fixed Assets	0.67	0.74	0.81	0.89	0.98
4	Gain on sale of assets	-	-	-	-	-
5	Material Cost Variance	0.01	0.01	0.01	0.01	0.01
6	Bad & Doubtful Debts written off/provided for	-	-	-	-	-
7	Miscellaneous losses and Write offs	6.47	7.12	7.83	8.61	9.47
8	Prior Period Expenses	-	-	-	-	-
	Grand Total	11.70	12.88	14.16	15.57	17.12

(Retail Supply Business)

Rs. In Cr.

Sl. No.	Particulars	FY-21	FY-22	FY-23	FY-24	FY-25
		(As per Audited Accounts)	(Proejcted)	(Proejcted)	(Proejcted)	(Proejcted)
1	Asset Decommissioning cost	-	(0.00)	(0.00)	(0.00)	0.00
2	Small & Low value Items written off	-	-	-	-	-
3	Losses relating to fixed Assets	-	(0.00)	0.00	0.00	0.00
4	Gain on sale of assets	-	-	-	-	-
5	Material Cost Variance	(0.00)	0.00	0.00	0.00	0.00
6	Bad & Doubtful Debts written off/provided for	8.32	9.15	10.07	11.07	12.18
7	Miscellaneous losses and Write offs	-	(0.00)	(0.00)	0.00	0.00
8	Prior Period Expenses	8.32	9.14	10.06	11.08	12.19



[Signature]
CONTROLLER (A&P)
HESCOM, HUBLI

302

HUBLI ELECTRICITY SUPPLY COMPANY LTD.

Extraordinary Items (Exceptional Item)

Format-D12

Sl. No.	Particulars	FY-21	FY-22	FY-23	FY-24	FY-25
		(As per Audited Accounts)	(Proejcted)	(Proejcted)	(Proejcted)	(Proejcted)
1	Extraordinary Credits	-	-	-	-	-
	TOTAL CREDITS	-	-	-	-	-
3	Extraordinary Debits (incl.	-	-	-	-	-
	TOTAL DEBITS					
	Grand Total	-	-	-	-	-

Format-D12

Other Debits

(Distribution Business)

Rs. In Cr.

Sl. No.	Particulars	FY-21	FY-22	FY-23	FY-24	FY-25
		(As per Audited Accounts)	(Proejcted)	(Proejcted)	(Proejcted)	(Proejcted)
1	Extraordinary Credits	-	-	-	-	-
	TOTAL CREDITS	-	-	-	-	-
2	Extraordinary Debits (incl.	-	-	-	-	-
	TOTAL DEBITS					
	Grand Total	-	-	-	-	-

(Retail Supply Business)

Rs. In Cr.

Sl. No.	Particulars	FY-21	FY-22	FY-23	FY-24	FY-25
		(As per Audited Accounts)	(Proejcted)	(Proejcted)	(Proejcted)	(Proejcted)
1	Extraordinary Credits	-	-	-	-	-
	TOTAL CREDITS	-	-	-	-	-
2	Extraordinary Debits (incl.	-	-	-	-	-
	TOTAL DEBITS					
	Grand Total	-	-	-	-	-



[Signature]
CONTROLLER (A&R)
HESCOM, HUBLI

HUBLI ELECTRICITY SUPPLY COMPANY LTD.

Format-D13

Net Prior Period Credits (Charges)

Sl. No.	Particulars	(TOTAL)				
		FY-21 (As per Audited Accounts)	FY-22 (Projection)	FY-23 (Projection)	FY-24 (Projection)	FY-25 (Projection)
Income relating to previous years:						
1	Receipts from consumers	-	-	-	-	-
2	Excess Provision for Depreciation	(4.98)	-	-	-	-
3	Income Tax prior period	-	-	-	-	-
4	Excess Provision for Interest and Fin. Charges	(6.79)	-	-	-	-
5	Other Excess Provision	(47.84)	-	-	-	-
6	Others Income	(133.77)	-	-	-	-
7	Prior period tariff / RE subsidy	-	-	-	-	-
8	Other Miscleouse from trading	5.21	-	-	-	-
	TOTAL	(188.17)	-	-	-	-
Expenditure relating to previous years						
1	Power Purchase	0.04	-	-	-	-
2	Operating Expenses	0.28	-	-	-	-
3	Excise Duty on generation	-	-	-	-	-
4	Employee Cost	1.27	-	-	-	-
5	Depreciation	11.32	-	-	-	-
6	Interest and Finance Charges	0.27	-	-	-	-
7	Provision for Deferred tax liability / Income Tax	-	-	-	-	-
8	Admn. Expenses	-	-	-	-	-
9	Other	32.93	-	-	-	-
	TOTAL	46.11	-	-	-	-
	Grand Total	(142.06)	-	-	-	-



**CONTROLLER (A&R)
HESCOM, HUBLI**

Net Prior Period Credits (Charges)

(Distribution Business)

Rs. In Cr.

Sl. No.	Particulars	FY-21	FY-22	FY-23	FY-24	FY-25
		(As per Audited Accounts)	(Projection)	(Projection)	(Projection)	(Projection)
Income relating to previous years:						
1	Receipts from consumers	-	-	-	-	-
2	Excess Provision for Depreciation	(4.98)	-	-	-	-
3	Income Tax prior period	-	-	-	-	-
4	Excess Provision for Interest and Fin. Charges	(6.79)	-	-	-	-
5	Other Excess Provision	(47.84)	-	-	-	-
6	Others Income	(133.77)	-	-	-	-
7	Prior period tariff / RE subsidy	-	-	-	-	-
		5.21	-	-	-	-
	TOTAL	(188.17)	-	-	-	-
Expenditure relating to previous years						
1	Power Purchase	0.04	-	-	-	-
2	Operating Expenses	0.28	-	-	-	-
3	Excise Duty on generation	-	-	-	-	-
4	Employee Cost	1.27	-	-	-	-
5	Depreciation	11.32	-	-	-	-
6	Interest and Finance Charges	0.27	-	-	-	-
7	Provision for Deferred tax liability / Income Tax	-	-	-	-	-
8	Admn. Expenses	-	-	-	-	-
11	Other	32.93	-	-	-	-
		-	-	-	-	-
	TOTAL	46.11	-	-	-	-
	Grand Total	(142.06)	-	-	-	-


CONTROLLER (A&R)
HESCOM, HUBLI

305

Net Prior Period Credits (Charges)

(Retail Supply Business)

Rs. In Cr.

Sl. No.	Particulars	FY-21	FY-22	FY-23	FY-24	FY-25
		(As per Audited Accounts)	(Projection)	(Projection)	(Projection)	(Projection)
Income relating to previous years:						
1	Receipts from consumers	-	-	-	-	-
2	Excess Provision for Depreciation	-	-	-	-	-
3	Income Tax prior period	-	-	-	-	-
4	Excess Provision for Interest and Fin. Charges	-	-	-	-	-
5	Other Excess Provision	-	-	-	-	-
6	Others Income	-	-	-	-	-
7	Prior period tariff / RE subsidy	-	-	-	-	-
	TOTAL	-	-	-	-	-
Expenditure relating to previous years						
1	Power Purchase	-	-	-	-	-
2	Operating Expenses	-	-	-	-	-
3	Excise Duty on generation	-	-	-	-	-
4	Employee Cost	-	-	-	-	-
5	Depreciation	-	-	-	-	-
6	Interest and Finance Charges	-	-	-	-	-
7	Provision for Deferred tax liability / Income Tax	-	-	-	-	-
8	Admn. Expenses	-	-	-	-	-
9		-	-	-	-	-
10		-	-	-	-	-
11	Other	-	-	-	-	-
12		-	-	-	-	-
	TOTAL	-	-	-	-	-
	Grand Total	-	-	-	-	-



CONTROLLER (A&R)
HESCOM, HUBLI

HUBLI ELECTRICITY SUPPLY COMPANY LTD.

Format-D14

Contributions, Grants and Subsidies towards cost of Capital Assets

Sl. No.	Particulars	FY-20(As per audited A/c)		FY-21 (As per audited A/c)		FY-22(Projected)		FY-23(Projected)		FY-24(Projected)		FY-25(Projected)	
		Balance	Additions	Balance	Additions	Balance	Additions	Balance	Additions	Balance	Additions	Balance	Additions
1	Capital subsidy												
2	Consumers Contribution	1,210.43	136.56	1,346.99	438.62	1,785.61	267.84	2,053.45	308.02	2,361.47	354.22	2,715.69	407.35
3	APDRP & PMGY grants												
4	Grants towards cost of Capital Assets	460.08	153.24	613.32	116.76	730.08	109.51	839.59	125.94	965.53	144.83	1,110.36	166.55
5	Others												
TOTAL		1,670.51	289.80	1,960.31	555.38	2,515.69	377.35	2,893.04	433.96	3,327.00	499.05	3,826.05	573.91

Rs. In Cr.

Contributions, Grants and Subsidies towards cost of Capital Assets

(Distribution Business)

Rs. In Cr.

Sl. No.	Particulars	FY-20(As per audited A/c)		FY-21 (As per audited A/c)		FY-22(Projected)		FY-23(Projected)		FY-24(Projected)		FY-25(Projected)	
		Balance	Additions	Balance	Additions	Balance	Additions	Balance	Additions	Balance	Additions	Balance	Additions
1	Capital subsidy												
2	Consumers Contribution	1,016.76	114.71	1,131.47	368.44	1,499.91	224.99	1,724.90	258.73	1,983.63	297.55	2,281.18	342.18
3	APDRP & PMGY grants												
4	Grants towards cost of Capital Assets	386.47	128.72	515.19	98.08	613.27	91.99	705.26	105.79	811.05	121.66	932.70	139.91
5	Others												
TOTAL		1,403.23	243.43	1,646.66	466.52	2,113.18	316.98	2,430.16	364.52	2,794.68	419.21	3,213.88	482.09

Contributions, Grants and Subsidies towards cost of Capital Assets

(Retail Supply Business)

Rs. In Cr.

Sl. No.	Particulars	FY-20(As per audited A/c)		FY-21 (As per audited A/c)		FY-22(Projected)		FY-23(Projected)		FY-24(Projected)		FY-25(Projected)	
		Balance	Additions	Balance	Additions	Balance	Additions	Balance	Additions	Balance	Additions	Balance	Additions
1	Capital subsidy												
2	Consumers Contribution	193.67	21.85	215.52	70.18	285.70	42.85	328.55	49.29	377.84	56.67	434.51	65.17
3	APDRP & PMGY grants												
4	Grants towards cost of Capital Assets	73.61	24.52	98.13	18.68	116.81	17.52	134.33	20.15	154.48	23.17	177.66	26.64
5	Others												
TOTAL		267.28	46.37	313.65	88.86	402.51	60.37	462.88	69.44	532.32	79.84	612.17	91.82

307



**CONTROLLER (A&R)
HESCOM, HUBLI.**

HUBLI ELECTRICITY SUPPLY COMPANY LTD.

Gross Fixed Assets

Format-D15

Sl. No.	Particulars	FY-20 (Actual)			FY-21 (Actuals)			FY-22 (Projected)			CB
		OB	Additions during the year	Retirement of Assets during the year	OB	Additions during the year	Retirement of Assets during the year	OB	Additions during the year	Retirement of Assets during the year	
1	Land and rights	16.36	5.34	0.02	21.68	3.52	-	25.20	1.98	1.51	25.67
2	Buildings	133.82	19.88	1.39	152.31	18.41	-	170.72	10.36	10.24	170.84
3	Hydraulic Works	4.77	0.27	-	5.04	1.28	-	6.32	0.72	0.38	6.66
4	Other Civil Works	5.35	0.92	-	6.27	0.74	-	7.01	0.42	0.42	7.01
5	Plant & Machinery	1,155.80	342.38	255.84	1,242.34	317.85	222.28	1,337.91	178.87	80.27	1,436.50
6	Lines, Cables, Networks	4,867.43	1,162.09	102.67	5,926.85	1199.57	82.86	7,043.56	675.04	422.61	7,295.99
7	Vehicles	8.79	0.22	0.06	8.95	0.26	0.12	9.09	0.15	0.55	8.69
8	Furniture Fixtures	7.38	0.38	0.02	7.74	0.44	0.09	8.09	0.25	0.49	7.85
9	Office Equipments	5.08	6.32	6.16	5.24	10.45	8.12	7.57	5.88	0.45	13.00
	TOTAL	6,204.78	1,537.80	366.16	7,376.42	1,552.52	313.47	8,615.47	873.66	516.93	8,972.20
	Less: Contributions, Grants towards Capital assets	1738.60			2050.83			2406.10			2704.46
	Net Assets	4466.18	1537.80	366.16	5325.59	1552.52	313.47	6209.37	873.66	516.93	6267.75



**CONTROLLER (A&R)
HESCOM, HUBLI.**

208

Gross Fixed Assets

Format-D15

Sl. No.	Particulars	FY-23 (Projected)		FY-24(Projected)		FY-25(Projected)			
		Additions during the year	Retirement of Assets during the year	Additions during the year	Retirement of Assets during the year	Additions during the year	Retirement of Assets during the year	Cb	
1	Land and rights	2.33	1.54	2.46	1.59	27.33	2.68	1.64	28.37
2	Buildings	12.20	10.25	12.86	10.37	175.28	10.52	10.52	178.78
3	Hydraulic Works	0.85	0.40	7.11	0.89	7.58	0.97	0.45	8.10
4	Other Civil Works	0.49	0.42	7.08	0.52	7.17	0.56	0.43	7.30
5	Plant & Machinery	210.60	86.19	1,560.91	222.01	1,689.27	242.00	101.36	1,829.92
6	Lines, Cables, Networks	794.81	437.76	7,653.04	837.88	8,031.74	913.33	481.90	8,463.16
7	Vehicles	0.17	0.52	8.34	0.18	8.02	0.20	0.48	7.74
8	Furniture Fixtures	0.29	0.47	7.67	0.31	7.52	0.34	0.45	7.40
9	Office Equipments	6.92	0.78	19.14	7.30	25.29	7.96	1.52	31.73
	TOTAL	1,028.67	538.33	9,462.54	1,084.40	9,979.19	1,182.06	598.75	10,562.50
	Less: Contributions, Grants towards Capital assets			3039.81		3416.75			3840.42
	Net Assets	1028.67	538.33	6422.73	1084.40	6562.45	1182.06	598.75	6722.08



**CONTROLLER (A&R)
HESCOM. HUBLI.**